




Wayne Transportation Department

# School Bus Safety Activity Book



Grades: 3-5

Dear School Teachers/Parents:

We, at the Wayne Transportation Department are glad to have the opportunity to talk to your students/children about the importance of school bus safety. School buses are one of the safest forms of transportation, but unfortunately every year children are injured across the country in school bus accidents.

Education is the key to prevention. School bus drivers are required to retest and retrain every four years in order to maintain their certification. This is a public awareness campaign to educate the students, teachers, as well as parents about the importance of School Bus Safety.

We need your help to educate the children on the basic school bus safety rules. Please take some time to speak to your students/children about the following school bus safety rules:

1. Be on time.
2. Never run to or from the bus.
3. Stand back from the curb.
4. Don't push or shove.
5. Stay in your seat.
6. Don't yell or shout.
7. Always obey the driver.
8. Always cross at least 10 feet in front of the bus.
9. Never crawl under a school bus.

These safety rules have been outlined in this fun activities book. We hope that you find this activity book helpful and useful. Please feel free to contact us at (973) 633 – 3144 with your comments or for additional books.


Sincerely,

Darryl A. Fennell, Executive Manager of Transportation  
Wayne Transportation Department

# FUN SCHOOL BUS FACTS

## Wayne Transportation Department

- Most school bus seats are 39 inches wide.
- There are approximately 450,000 public school buses
- U.S. students get on and off a school bus 20 billion times each school year.
- The first form of transportation for school students was a horse drawn wagon, which was borrowed from local farmers.
- The basic design of the Large Yellow Bus has not been changed since 1977.



In the afternoon when school is over, our teacher helps us to find the right bus to go home.

**Safety tip:** Look for your bus number to be sure you're boarding the right bus.




Carmen's older sister, Rosa, attends the high school next door. Sometimes she wants to drive Carmen to school, but Carmen would rather ride the bus with her friends.

**Safety tip:** Always take the bus. It's the safest way to get to school.



Martha has to cross the street to get to the bus. When the bus driver stops and opens the door, red and yellow lights flash and a stop sign signals all cars to stop.

**Safety tip:** Wait for the stop sign and flashing lights, and then look both ways before crossing the street.



The bus driver stops the bus before reaching us and opens the door.  
A big yellow bar sticks out from the bus' front bumper.

**Safety tip:** Walk around the yellow bar so the bus driver can see you.

NAME \_\_\_\_\_

- As he crossed the street, Billy stays well out in front of the bus so that the driver can see him at all times.
- Billy must wait for the bus driver to stop the cars. The bus driver will stop the cars with the stop sign on the side of the bus, the red flashing lights, and the crossing arm out.
- When he is finally across the street, Billy turns and gives the driver a big wave. That means, "I'm safe!"
- When the cars have all stopped, the bus driver will signal Billy that it is OK to cross the street.

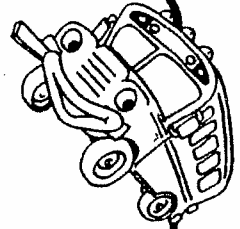
This image shows a single sheet of white paper with horizontal blue or grey ruling lines. The lines are evenly spaced and run across the width of the page. There is no handwriting or other markings on the paper.



NAME \_\_\_\_\_

### DROPPING AND RETRIEVING PAPERS

Why don't children have to worry about dropping their papers near the bus?



**DIRECTIONS:** Use the words in the list to complete the sentences. For each sentence, write the correct word in the puzzle space that matches the sentence number. Sentence number one is finished for you. The letters in the first column will be the answer!

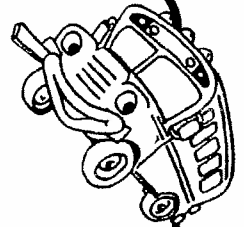

**GO ON KNOW BUS ALWAYS OFF BACK**

1. The emergency exit is in the (     ) of the bus.
2. Do not run or push (     ) the bus.
3. When you get (     ) the bus, walk straight out to your stop.
4. Grownups should (     ) our "School Bus Safety Jingle" for safe driving near the bus.
5. We are learning safety on the (     ).
6. (     ) Be Careful!
7. Wait for the bus to (     ) before picking up a lost paper.

1.	B	A	C	K				
2.								
3.								
4.								
5.								
6.								
7.								

The children carry a ( \_\_\_\_\_ )!

NAME \_\_\_\_\_



**DIRECTIONS:** Using the words below, fill in the blank spaces of the following sentences.

1. Before you get near the bus door, make sure the bus has come to a full \_\_\_\_\_.
2. Wait for the driver to open the \_\_\_\_\_.
3. Wait for the bus \_\_\_\_\_ to give you the \_\_\_\_\_ to cross the street.
4. When you must walk in front of the bus, walk where the driver can \_\_\_\_\_ you in front of the crossing arm.
5. Stay in \_\_\_\_\_ when getting on the bus.

**signal**

**door**

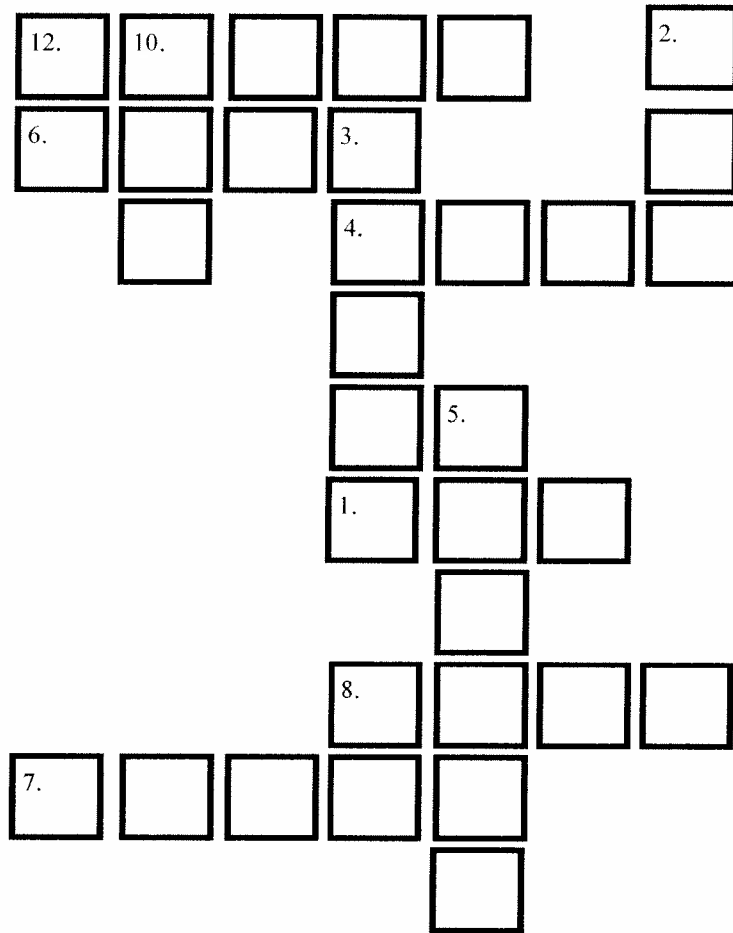
**line**

**see**

**driver**

**stop**

# SCHOOL BUS RULES CROSSWORD



## ACROSS

1. Always \_\_\_\_\_ in your assigned seat.
- 6&7. Don't \_\_\_\_\_ or \_\_\_\_\_ while getting on the bus.
8. Look both ways before crossing the \_\_\_\_\_.
11. Always cross at least ten \_\_\_\_\_ in front of the bus.
12. Never \_\_\_\_\_ under the school bus.

## DOWN


2. Wait until the \_\_\_\_\_ stops to get off.
5. It is important to \_\_\_\_\_ to the school bus driver.
9. Always be on \_\_\_\_\_ for the school bus.
10. Never \_\_\_\_\_ to or from the bus.

## DOWN/ACROSS

- 3&4. Don't put \_\_\_\_\_ or \_\_\_\_\_ out of the bus window.  
(DOWN) (ACROSS)

## WORD BASE

Arms	Run
Bus	Shove
Feet	Sit
Hands	Street
Listen	Time
Push	Crawl




A school bus is made of many parts. Some of these parts are:

Door              Seat  
 Wheel            Lights  
 Window          Motor  
 Tires             Steps  
 Bumper          Stop Sign  
                     Mirror

Can you find these words in the block below? They can be spelled across, backwards or they might be up or down.

D	V	D	O	O	R	B	N	Z	D	F	G	H
F	Y	G	H	D	F	B	M	X	W	Z	C	V
S	G	P	G	Q	R	V	N	C	H	Q	X	B
R	G	D	T	W	T	F	B	V	E	W	Z	N
G	S	C	R	E	Y	D	V	B	E	W	A	M
H	T	V	E	R	H	M	C	N	L	E	S	L
Y	E	F	D	R	G	O	X	M	V	R	D	K
U	P	D	S	E	A	T	Z	L	B	T	F	J
J	S	W	R	T	A	O	A	K	N	Y	G	H
T	D	G	G	Y	S	R	S	J	M	U	H	G
I	M	H	F	U	D	E	L	I	G	H	T	S
R	N	J	F	I	D	R	F	H	L	L	J	F
E	B	K	D	O	S	T	G	G	K	K	K	D
S	V	L	F	P	D	Y	H	F	J	J	L	S
M	N	P	V	B	U	M	P	E	R	G	P	A
V	G	I	B	L	S	R	O	D	H	H	O	Q
X	I	D	M	J	D	E	T	S	G	F	I	W
C	S	Y	N	H	F	W	U	A	G	D	U	E
Z	P	R	B	G	D	R	R	D	F	R	T	R
X	O	E	W	I	N	D	O	W	S	O	Y	T
C	T	S	C	F	S	T	E	T	A	R	R	Y
V	S	W	X	D	D	R	W	R	Q	R	E	U
B	Q	D	Z	S	F	E	Q	E	Q	I	W	I
N	A	S	D	F	G	H	J	K	L	M	P	O



## Unscramble School Bus Words

1. REIVRD \_\_\_\_\_
2. UDTSNES T \_\_\_\_\_
3. SUB TPOS \_\_\_\_\_
4. SOLCHO \_\_\_\_\_
5. WLEOLY \_\_\_\_\_
6. OPTS INGS \_\_\_\_\_
7. GRENAD NEOZ \_\_\_\_\_
8. MCYGERENE RODO \_\_\_\_\_
9. SLEIA \_\_\_\_\_
10. GTHILS \_\_\_\_\_

### WORD BASE

Bus Stop  
Driver  
Lights  
School  
Danger Zone  
Yellow  
Emergency Door  
Stop Sign  
Aisle  
Students



# School Bus Safety Words

FILL IN THE MISSING LETTERS TO SPELL THE SCHOOL BUS SAFETY WORDS.

1. B\_\_S      S\_\_O\_\_  
21      20    16
  2. D\_\_N\_\_E\_\_      Z\_\_N\_\_  
1      7    18      15    5
  3. N\_\_V\_\_R      R\_\_N  
5    5      21
  4. F\_\_L\_\_O\_\_      T\_\_E      B\_\_S      R\_\_L\_\_S  
15    12    23      8      21      21    5
  5. R\_\_D      L\_\_G\_\_T\_\_  
5      9    8    19
  6. D\_\_N\_\_      P\_\_S\_\_      A\_\_D      S\_\_O\_\_E  
15    20      21    8      14      8    22
  7. E\_\_E\_\_G\_\_N\_\_Y      D\_\_O\_\_  
13    18    5    3      15    18
  8. S\_\_E\_\_K      Q\_\_I\_\_T\_\_Y  
16    1      21    5    12
  9. F\_\_O\_\_T      B\_\_M\_\_E\_\_  
18    14      21    16    18
- Y\_\_U    A\_\_E    I\_\_    T\_\_E    M\_\_S\_\_    D\_\_N\_\_E\_\_    W\_\_E\_\_  
15      18      14      8      15    20      1    7    18      8    14
- G\_\_T\_\_I\_\_G    O\_\_    A\_\_D    G\_\_T\_\_I\_\_G    O\_\_F    Y\_\_U\_\_  
5    20    14      14      5    20    14      6      15    18
- S\_\_H\_\_O\_\_    B\_\_S.  
3    15    12      21

1	2	3	4	5	6	7	8	9	10	11	12	13	14	15
A	B	C	D	E	F	G	H	I	J	K	L	M	N	O
16	17	18	19	20	21	22	23	24	25	26				
P	Q	R	S	T	U	V	W	X	Y	Z				

A decorative border surrounds the central text area, consisting of alternating white and black handprints of various sizes, some of which are placed on small black squares.

# CRAFT IDEA

## EGG CARTON SCHOOL BUS

### MATERIAL

- Lid (Top) of an Egg Carton
- Yellow Paint
- Black Construction Paper or 2 Lids from Milk Jugs (For Wheels)
- Black Marker
- **OPTIONAL:** Small Cutouts of People from Magazines, Coloring Books or Hand Drawn

### INSTRUCTIONS

- ☐ Cut the lid off an egg carton
- ☐ Paint (or color with marker) the lid yellow.
- ☐ While paint is drying, cut 2 circles out of black construction paper.
- ☐ **OPTIONAL:** Also while the paint is drying, have the children cut small images of people from magazines or coloring books or let them draw their own.
- ☐ Once the paint is dry, glue on the wheels.
- ☐ **OPTIONAL:** Glue the images of people onto the bus.
- ☐ Write SCHOOL along the top of the bus.
- ☐ **YOUR BUS IS NOW COMPLETE!!**

# ANSWER KEY

## Unscramble School Bus Words

1. Driver
2. Students
3. Bus Stop
4. School
5. Yellow
6. Stop Sign
7. Danger Zone
8. Emergency Door
9. Aisle
10. Lights

## School Bus Rules Crossword

- | Across    | Down      |
|-----------|-----------|
| 1. Sit    | 2. Bus    |
| 4. Arms   | 3. Hands  |
| 6. Push   | 5. Listen |
| 7. Shove  | 9. Time   |
| 8. Street | 10. Run   |
| 11. Feet  |           |
| 12. Crawl |           |

## Hidden School Bus Words

D V D O O R B N Z D F G H  
 F Y G H D F B M X W Z C V  
 S G P G Q R V N C H Q X B  
 R G D T W T F B V E W Z N  
 G S C R E Y D V B E W A M  
 H T V E R H M C N L E S L  
 Y E F D R G O X M V R D K  
 U P D S E A T Z L B T F J  
 J S W R T A O A K N Y G H  
 T D G G Y S R S J M U H G  
 I M H F U D E L I G H T S  
 R N J F I D R F H L L J F  
 E B K D O S T G G K K K D  
 S V L F P D Y H F J J L S  
 M N P V B U M P E R G P A  
 V G I B L S R O D H H O Q  
 X I D M J D E T S G F I W  
 C S Y N H F W U A G D U E  
 Z P R B G D R R D F R T R  
 X O E W I N D O W S O Y T  
 C T S C F S T E T A R R Y  
 V S W X D D R W R Q R E U  
 B Q D Z S F E Q E Q I W I  
 N A S D F G H J K L M P O

## School Bus Safety Words

1. Bus Stop
2. Danger
3. Never Run
4. Follow Bus Rules
5. Red Lights
6. Push and Shove
7. Emergency Door
8. Speak Quietly
9. Front Bumper

**Bottom Answer:** You are in the most danger when getting on and getting off your school bus.



Graduate of  
*SCHOOL BUS SAFETY*  
The  
**WAYNE SCHOOL DISTRICT**

hereby certifies that

*name*

having participated and completed the required assignments is hereby declared an official member of the advance Safe Riders Class and is entitled to receive this certification of recognition by the Wayne Board of Education.

\_\_\_\_\_  
Teacher

\_\_\_\_\_  
Date



\_\_\_\_\_  
Principal

Graduate of  
*SCHOOL BUS SAFETY*  
The  
*WAYNE SCHOOL DISTRICT*

hereby certifies that

*name*

having participated and completed the required assignments is hereby declared an official member of the advance Safe Riders Class and is entitled to receive this certification of recognition by the Wayne Board of Education.

\_\_\_\_\_  
Teacher

\_\_\_\_\_  
Principal

\_\_\_\_\_  
Date